



**Cambridge International Examinations**  
Cambridge International General Certificate of Secondary Education


CANDIDATE  
NAME

CENTRE  
NUMBER

--	--	--	--	--

CANDIDATE  
NUMBER

--	--	--	--



**CAMBRIDGE INTERNATIONAL MATHEMATICS**

**0607/23**

Paper 2 (Extended)

**May/June 2015**

**45 minutes**

Candidates answer on the Question Paper.

Additional Materials: Geometrical Instruments

**READ THESE INSTRUCTIONS FIRST**

Write your Centre number, candidate number and name on all the work you hand in.

Write in dark blue or black pen.

Do not use staples, paper clips, glue or correction fluid.

You may use an HB pencil for any diagrams or graphs.

**DO NOT WRITE IN ANY BARCODES.**

Answer **all** the questions.

**CALCULATORS MUST NOT BE USED IN THIS PAPER.**

All answers should be given in their simplest form.

You must show all the relevant working to gain full marks and you will be given marks for correct methods even if your answer is incorrect.

The number of marks is given in brackets [ ] at the end of each question or part question.

The total number of marks for this paper is 40.

This document consists of **12** printed pages.

## Formula List

For the equation  $ax^2 + bx + c = 0$   $x = \frac{-b \pm \sqrt{b^2 - 4ac}}{2a}$

Curved surface area,  $A$ , of cylinder of radius  $r$ , height  $h$ .  $A = 2\pi rh$

Curved surface area,  $A$ , of cone of radius  $r$ , sloping edge  $l$ .  $A = \pi rl$

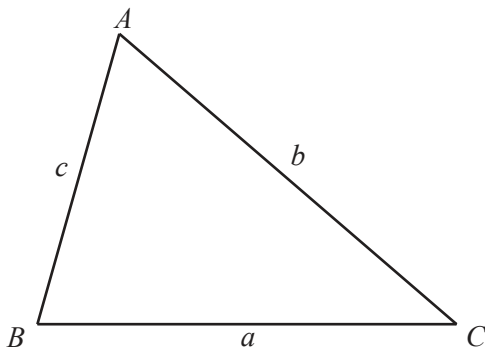
Curved surface area,  $A$ , of sphere of radius  $r$ .  $A = 4\pi r^2$

Volume,  $V$ , of pyramid, base area  $A$ , height  $h$ .  $V = \frac{1}{3}Ah$

Volume,  $V$ , of cylinder of radius  $r$ , height  $h$ .  $V = \pi r^2 h$

Volume,  $V$ , of cone of radius  $r$ , height  $h$ .  $V = \frac{1}{3}\pi r^2 h$

Volume,  $V$ , of sphere of radius  $r$ .  $V = \frac{4}{3}\pi r^3$



$$\frac{a}{\sin A} = \frac{b}{\sin B} = \frac{c}{\sin C}$$

$$a^2 = b^2 + c^2 - 2bc \cos A$$

$$\text{Area} = \frac{1}{2}bc \sin A$$

Answer **all** the questions.

1 Round these numbers to 3 significant figures.

(a) 0.000 604 83

*Answer(a)* ..... [1]

(b) 6 998 800

*Answer(b)* ..... [1]

---

2 By rounding each number to 1 significant figure, estimate the value of

$$\frac{0.583 \times 311.6}{1.82 + 10.43}$$

Show your working.

*Answer* ..... [2]

---

3  $a = 2^3 \times 3 \times 5^2$        $b = 2^2 \times 3^2 \times 7^6$

(a) Find, giving each answer as the product of prime factors,

(i) the highest common factor (HCF) of  $a$  and  $b$ ,

*Answer(a)(i)* ..... [1]

(ii)  $\sqrt{b}$ .

*Answer(a)(ii)* ..... [1]

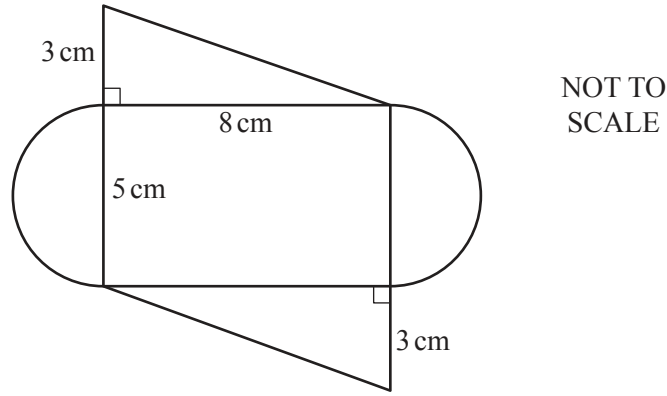
(b)  $ap$  is a cube number.

Find the smallest integer value of  $p$ .

*Answer(b)* ..... [1]

---

4



The diagram shows a rectangle, two semicircles and two right-angled triangles.

- (a) Find the total area of the shape.  
Give your answer in the form  $a + b\pi$ .

Answer(a) .....cm<sup>2</sup> [3]

- (b) Describe fully the symmetry of the shape.

Answer(b) .....  
..... [2]

5 Solve.

$$5(x + 2) < 2(4x - 7)$$

Answer ..... [3]

- 6 François and George each ask a sample of students at their college how they travel to college.

These are their results.

	Walk	Cycle	Bus	Train	Car	Total number of students
François	7	3	4	1	5	20
George	46	24	44	11	25	150

- (a) Explain why George's results will give the better estimates of the probabilities of the different types of travel.

*Answer(a)* ..... [1]

- (b) A student is selected at random.

- (i) Use George's results to estimate the probability that the student cycles to college.

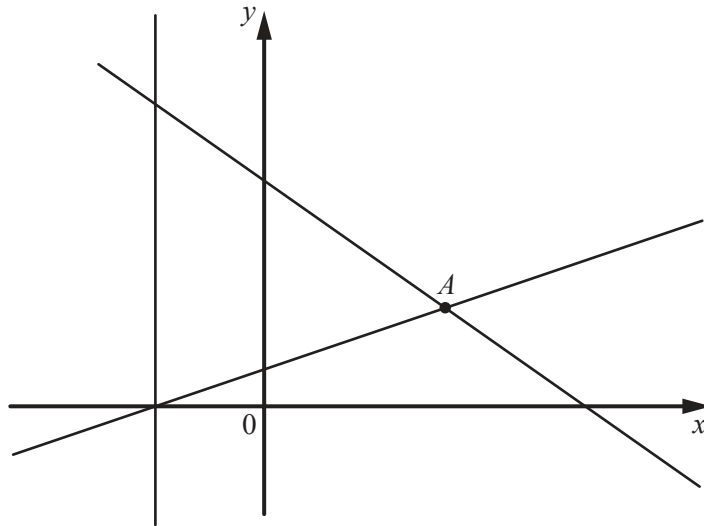
*Answer(b)(i)* ..... [1]

- (ii) There are 3000 students at the college.

Use George's results to estimate the number of students who cycle to college.

*Answer(b)(ii)* ..... [1]

---



NOT TO  
SCALE

The diagram shows the lines  $x = -2$ ,  $y = \frac{1}{2}x + 1$  and  $3x + 4y = 20$ .

(a) Use simultaneous equations to find the co-ordinates of the point  $A$ .

*Answer(a)* ( ..... , ..... ) [3]

(b) (i)  $P$  is a point in the region such that

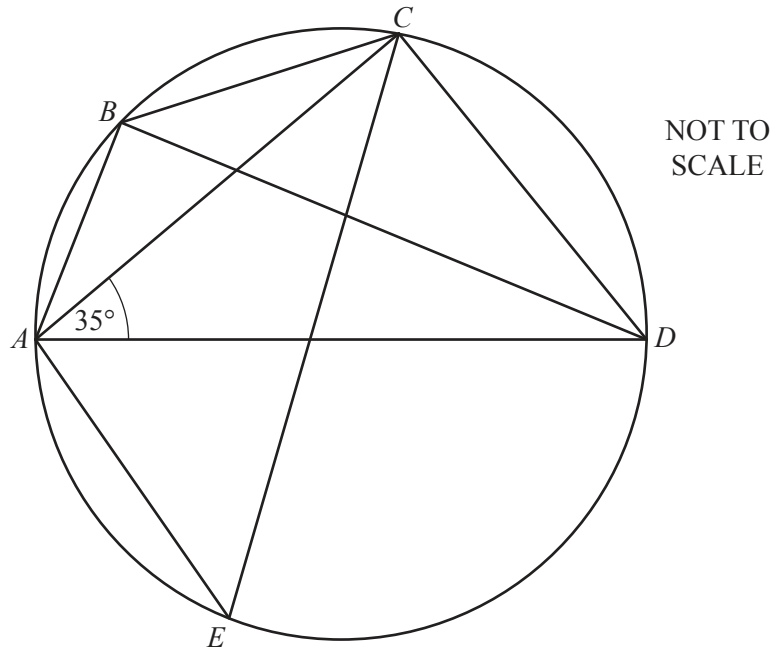
$$x < -2, \quad y > \frac{1}{2}x + 1 \quad \text{and} \quad 3x + 4y < 20.$$

On the diagram, mark and label a possible position of  $P$ . [1]

(ii)  $Q$  is a point in the region such that

$$x > -2, \quad y = \frac{1}{2}x + 1 \quad \text{and} \quad 3x + 4y < 20.$$

On the diagram, mark and label a possible position of  $Q$ . [1]



In the diagram,  $A$ ,  $B$ ,  $C$ ,  $D$  and  $E$  are points on the circle.  
 $AD$  is a diameter and angle  $CAD = 35^\circ$ .

Find

(a) angle  $ACD$ ,

*Answer(a)* ..... [1]

(b) angle  $CBD$ ,

*Answer(b)* ..... [1]

(c) angle  $AEC$ .

*Answer(c)* ..... [2]



9 The sets  $P$ ,  $Q$  and  $R$  are subsets of the universal set  $U$ .

- $P \cap R \neq \emptyset$
- $Q$  is a subset of  $R$
- $Q \cap P = \emptyset$

Complete the Venn diagram to show the sets  $P$ ,  $Q$ , and  $R$ .



[3]

10 (a) Factorise  $x^2 - 3x - 10$ .

*Answer(a)* ..... [2]

(b) Make  $x$  the subject of  $y = \frac{\sqrt[3]{x}}{a}$ .

*Answer(b)*  $x =$  ..... [2]

---

11 (a) Find  $\log_5 \frac{1}{25}$ .

*Answer(a)* ..... [1]

(b) Find  $x$  when

(i)  $\log x - \log 2 = \log 6$ ,

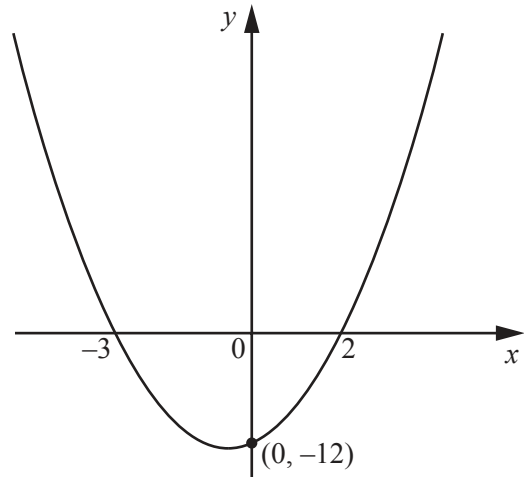
*Answer(b)(i)* ..... [1]

(ii)  $\log_x 4 = \frac{1}{2}$ .

*Answer(b)(ii)* ..... [1]

---

**Question 12 is printed on the next page.**



NOT TO  
SCALE

The diagram shows a sketch of the graph of  $y = ax^2 + bx + c$ .  
The graph goes through the points  $(-3, 0)$ ,  $(0, -12)$  and  $(2, 0)$ .

Find the values  $a$ ,  $b$  and  $c$ .

*Answer*

$a =$  .....

$b =$  .....

$c =$  ..... [3]

Permission to reproduce items where third-party owned material protected by copyright is included has been sought and cleared where possible. Every reasonable effort has been made by the publisher (UCLES) to trace copyright holders, but if any items requiring clearance have unwittingly been included, the publisher will be pleased to make amends at the earliest possible opportunity.

To avoid the issue of disclosure of answer-related information to candidates, all copyright acknowledgements are reproduced online in the Cambridge International Examinations Copyright Acknowledgements Booklet. This is produced for each series of examinations and is freely available to download at [www.cie.org.uk](http://www.cie.org.uk) after the live examination series.

Cambridge International Examinations is part of the Cambridge Assessment Group. Cambridge Assessment is the brand name of University of Cambridge Local Examinations Syndicate (UCLES), which is itself a department of the University of Cambridge.